

# Challenge Objective



- Students will be **self-directed learners** who are engaged in artistic activities of their choice.
- Students will be **problem-solvers**, figuring out how to do projects on their own, using book, computer and peer resources.

**Ask 3 before me!**

# Challenge Grading



- Students will **earn points** for each project based on both effort and quality. *Ms. G is the final judge on the number of points earned.*
- Students will also be graded on daily participation and **reflection of learning.**

**No Evidence = No Points!**



**Do this demo:**

~EARN 5 points

In collage:


“Create a paper **weaving** using at least 4 different colors of paper.”

**Take it Further:**

~Add yarn

~Add marker designs

## Daily Demo: Paper Strip Weaving



<https://youtu.be/QL6QTVvDTgc>



**Do this demo:**

~EARN a 5 point  
Sketchbook

Drawing

OR


~EARN a 5 point  
“do this demo”

**Take it Further:**

~Add letters inside the  
ribbon

~Zentangle around the  
ribbon

## Daily Demo: Draw a Ribbon



<https://youtu.be/OsDxwdIT-MQ>



## Do this demo:

~EARN 10 points by making 3 different paint technique backgrounds

OR

EARN 5 points “do this demo”

## Take it Further:

~ Use these papers to make other collage projects.

~Cut out letters and shapes from the dried backgrounds to add to other projects.

## Daily Demo: Suminagashi (Floating or spilled Ink) **Marbleized paper**



<https://youtu.be/J41oyQ7PI1E>



**Do this demo:**  
~EARN 20  
points In Fiber  
to: Use your  
fingers or  
straws to  
create a  
knitted belt,  
scarf or  
headband.

**Take it Further:**  
~ use more than one  
color yarn

## Daily Demo: Finger Weaving



**<https://youtu.be/MsZsUBYUoqU>**





**Do this demo:**  
~EARN 20  
points In  
painting: “Create  
a Cubism Still-  
life or portrait”

**Take it Further:**  
~make it with collage,  
oil pastels or combine  
these together

## Daily Demo: What is Cubism?



<https://youtu.be/RIIf5XZDcQs>



**Do this demo:**  
This is a painted background that you can use for collage or make a mini book.

**Do 3 different background demos for 10 points.**

**Take it Further:**  
Layer different colors for different effects.

## Daily Demo: LIVE Bubble Painting



<https://youtu.be/yVOct5b1sPM>





This is just some tips on having better paintings...

**Do this demo:**

Make a DEMO “Sampler” page for 10 points. Include:

1. Wet on wet
2. Wash
3. Texture
4. Dry brushing
5. Stippling or color lift
6. Crayon Resist
7. Salt

## Daily Demo: Paint techniques



<https://youtu.be/8QSoPeEkBoo>



**Do this demo:**

**Make a FULL  
color, and  
folded  
flexangle with  
at least ONE  
zentangle = 20  
points**

## Daily Demo: **FlexTangle**



<https://youtu.be/pta1R7g05Xg>



**You can do  
this  
instead of  
the “radial  
symmetry  
Mandala”  
Advanced  
collage  
Project  
20 points**

## Daily Demo: **Notan Collage**



<https://youtu.be/6RVf8y-e6tc>



This is an  
example  
of a  
Painting  
Innovator  
project

## Daily Demo: Making a Stencil



<https://youtu.be/yHsojM5d5no>





# This is the EXPERT Fiber Project

<https://youtu.be/Al2u1lkHyLo>

Daily Demo: hand sewing a  
“plush” stuffed animal



<https://youtu.be/CTKqYcBS7AY>





**Do this demo:  
This is for the  
“interactive”  
sculpture  
challenge  
worth 25  
points.**

**Take it Further:  
Work with a  
friend to add 10  
points**

## **Daily Demo: Marble roller coaster**



<https://www.youtube.com/watch?v=LGyZ4JbYTpc>



**Do this demo:**

**Take it Further:**

## Daily Demo: Pinch Pot Bobble Heads



[https://youtu.be/Pyt5g\\_B5eS8](https://youtu.be/Pyt5g_B5eS8)

# What is a WOW Work?

“Wow” Artwork is Final Draft Quality work and you can say “yes” to 2 or more of these questions.

1. I have spent several art periods working on this.
2. I have fixed, improved and perfected parts of this.
3. I am proud of this work of art.
4. This artwork is neat, carefully colored and looks well done.
5. I can explain in detail how I made this work of art and things I learned.
6. This artwork is ready to hang in the hall on display.
7. I have shown this work to others and made improvements based on feedback.
8. This art has personal value to write about in an artist statement.
9. This artwork was based on my personal interests.
10. My classmates have noticed and made positive comments about the strength of this artwork.
11. I worked through an experiment and solved an artistic problem.
12. I paid attention to the composition to create space and a focal point.
13. My artwork is contest worthy.
14. People literally say “wow” when they see this artwork.
15. The artwork has a story or message that is obvious to the viewer.

# Why is this a **WOW** Work?


I paid attention to the composition and created space and a focal point.

The artwork has a story or message that is obvious to the viewer.

This art has personal value to write about in an artist statement.







## Why is this a WOW Work?

This artwork was based on my personal interests.

My classmates have noticed and made positive comments about the strength of this artwork.

I have spent several art periods working on this.



# Why is this a WOW Work?

I worked through an experiment and solved an artistic problem.

I am proud of this work of art.

I have shown this work to others and made improvements based on feedback.

