

Shoes:

Morph or Message

A Choice Themed Project

DUE Monday June 1st

Morph

To transform one object into another by combining 2 or more things into one new creation.

Rhino Shoe



Cardboard Sculpture

Wolf Shoe



Clay Sculpture

Scorpion Shoe



Mixed Media Sculpture

Dragon Shoe



Tinker
Cad
3-D
Printed
Sculpture

JAWS ON A SHOE



Computer Photoshop

Pikachu Shoe



Drawing

Starry,
starry
night
Shoe



Painted Shoe

Message

**To communicate an idea or
story in a visual way.**

“If the Shoe Fits: Wear it” Shoes

Message could be about people that can't afford shoes.

Or about people understanding “Empathy” about other people's walk in life.

Clay Sculpture



“Tortured Beauty” Shoes


Message was
about how often
women
experience pain
in an effort to
look beautiful.



Clay Sculpture

“Flying High” Shoes

Message was about how participating in sports can make you feel like flying.



3-D TinkerCad Model

“Musical” Shoes

Message was about how music makes the artist feel like dancing.

Cardboard Sculpture



“Big Shoes To Fill”

Message was about how sons are expected to be a man and live up to the high expectations of their fathers.

PhotoShop/ Photography



“Decisions”

Message was about shopping for shoes and having too many choices.

Drawing/ Painting



“Pollution” Shoe

Message was about how factories are polluting the earth, specifically oil refineries and pipelines.

Decorated Shoe



Table Brain Storm


1. List out all the different morph AND message ideas you and your tablemates can think of.
2. Write down 3 of each that you like in your planning packet.

Choose your Medium

Drawing and Painting (2-D)

EASY– difficult depending on skill and image choice

- 1) Brainstorm with table groups to get several Morph or Message Ideas
- 2) Do 2-4 different Thumbnail sketches of your favorites
- 3) Get reference pictures if needed
- 4) Draw a rough draft plan
- 5) **Get approved**
- 6) **Draw and color final draft plan**



Collage (2-D)

EASY– difficult depending on skill and image choice

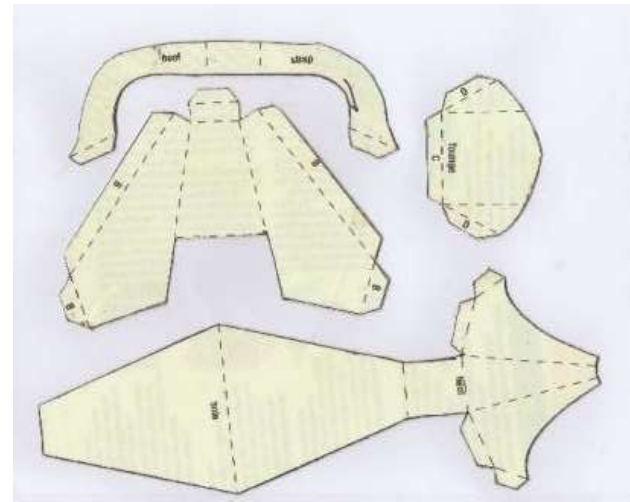
- 1) Brainstorm with table groups to get several Morph or Message Ideas
- 2) Do 2-4 different Thumbnail sketches of your favorites
- 3) Get reference pictures if needed
- 4) Draw a rough draft plan
- 5) **Get approved**
- 6) **Collect collage papers and images**
- 7) **Draw outline on cardstock**
- 8) **Glue down collage papers.**



Paper/ Cardboard template (3-D)

EASY– difficult depending on skill and image choice

- 1) Brainstorm with table groups to get several Morph or Message Ideas
- 2) Do 2-4 different Thumbnail sketches of your favorites
- 3) Get reference pictures if needed
- 4) Draw a rough draft plan
- 5) **Get approved**
- 6) Find a shoe template that you like
- 7) Trace Onto the cardboard or thick paper
- 8) IF PAPER: Color or decorate paper before folding
- 9) Cut, fold, glue or tape into a 3-D shape
- 10) Paint or add other details



Recycled/ Cardboard (3-D)

EASY– difficult depending on skill

- 1) Brainstorm with table groups to get several Morph or Message Ideas
- 2) Do 2-4 different Thumbnail sketches of your favorites
- 3) Get reference pictures if needed
- 4) Draw a rough draft plan
- 5) **Get approved**
- 6) **Build out of cardboard, wire and other materials**
- 7) **Paint finished sculpture**



Decorated Shoe (3-D)

EASY– difficult depending on skill

- 1) Brainstorm with table groups to get several Morph or Message Ideas
- 2) Do 2-4 different Thumbnail sketches of your favorites
- 3) Get reference pictures if needed
- 4) Draw a rough draft plan
- 5) **Get an actual SHOE or PAIR of shoes (by THUR of this week!)**
- 6) **Get approved**
- 7) Paint, draw or build onto your actual shoe



Photoshop

Must already be very good at Photoshop


- 1) Brainstorm with table groups to get several Morph or Message Ideas
- 2) Do 2-4 different Thumbnail sketches of your favorites
- 3) Get reference pictures if needed
- 4) Draw a rough draft plan
- 5) **Get approved**
- 6) **Collect needed images or take photographs**
- 7) **Digitally collage and morph images together in PHOTOSHOP**
- 8) **Save and turn in to INBOX with correct file name**



SketchUp

Must already be very good at SketchUp

- 1) Brainstorm with table groups to get several Morph or Message Ideas
- 2) Do 2-4 different Thumbnail sketches of your favorites
- 3) Get reference pictures if needed
- 4) Draw a rough draft plan
- 5) **Get approved**
- 6) **Build design in SketchUP**
- 7) **Add textures and colors**
- 8) **Do animation if you have time**
- 9) **Save and turn in to INBOX with correct file name**



TinkerCad 3-D print

Must already have an account and know Tinkercad

- 1) Brainstorm with table groups to get several Morph or Message Ideas
- 2) Do 2-4 different Thumbnail sketches of your favorites
- 3) Get reference pictures if needed
- 4) Draw a rough draft plan
- 5) **Get approved**
- 6) **Build design in Tinker Cad**
- 7) **Save and turn in to INBOX with correct file name**
- 8) **Get Printed**
- 9) **Paint finished Print if desired**



"Jet Setter"

SEBASTIAN ERRAZURIZ
Studio

Shoe Inspiration


NOTE:

Not all of these shoe artworks show morph or message... but show what a shoe could look like in a certain art medium.

Cardboard Sculpture




Cardboard Sculpture




Cardboard Sculpture



Cardboard Sculpture



Cardboard Sculpture



Cardboard Sculpture



Cardboard Sculpture



Cardboard Sculpture



Clay Sculpture



Clay Sculpture



Clay Sculpture



Clay Sculpture



Clay Sculpture



Clay Sculpture



Clay Sculpture



Collage



Decorating Existing Shoes

Painting



Drawing/ Painting

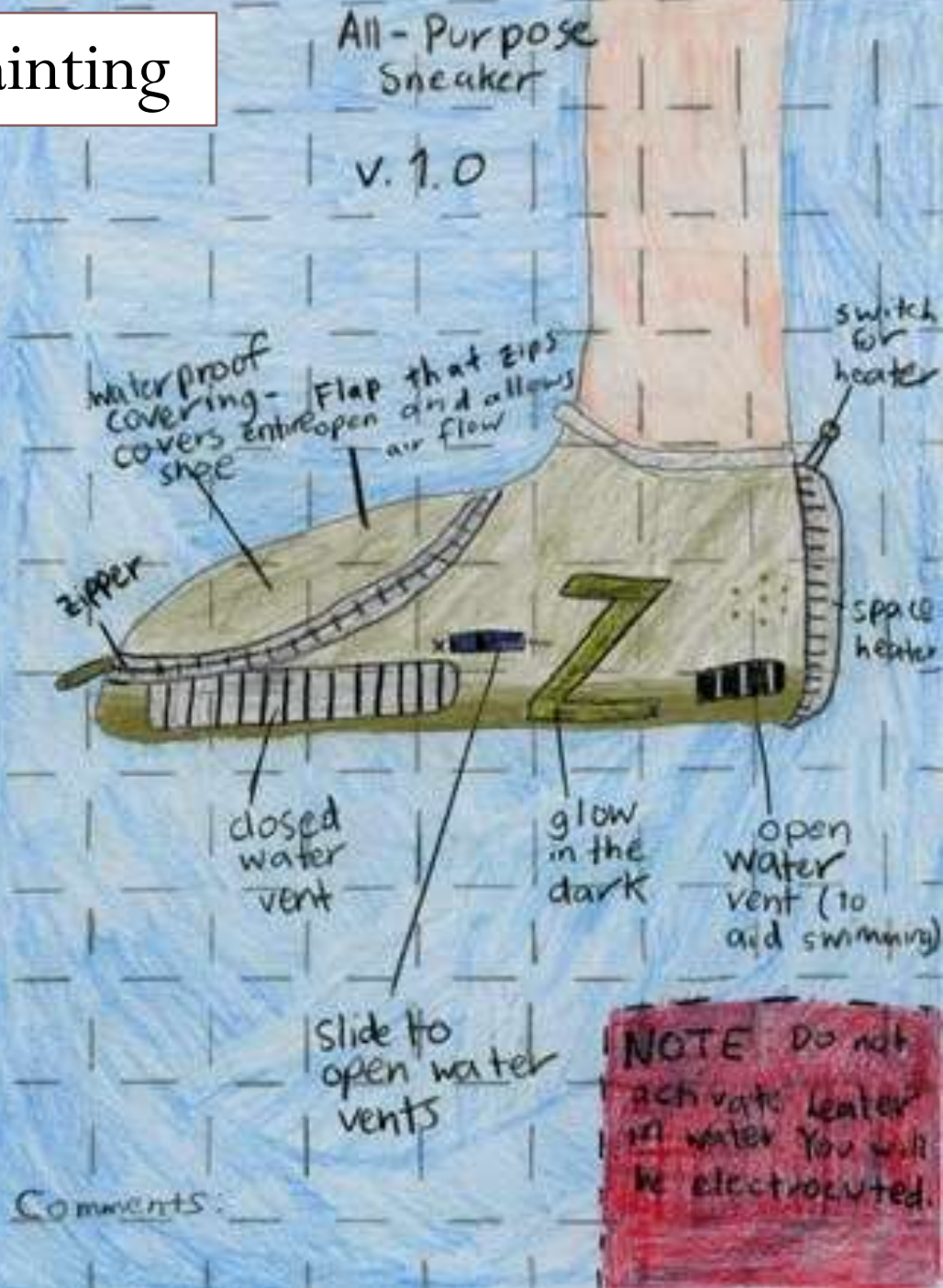
Awesome. Super. Talking. Shoe.



Drawing/ Painting



Drawing/ Painting



Drawing/ Painting



Grading Rubric

	Level 4	Level 3	Level 2	Level 1
<u>Craftsmanship</u>	The artwork is Excellent quality work that is made neatly, carefully. It is completely colored, well-build and does not fall apart.	The artwork is good quality work that is made neatly, carefully. It does not have any visible defects.	The artwork is messy, falls apart, and/or has a combination of rips, folds, tears, cracks or other visible defects.	The artwork is messy, falls apart, and/or incomplete PLUS It has a combination of folds, cracks or other visible defects.
<u>Creativity</u>	The artwork is an original idea that is not copied from an example or reference picture.	The artwork is creative , but takes inspiration from an example or reference picture, then adds personal details to make it unique.	The artwork is obviously copied from an example or reference picture.	The artwork is obviously copied from an example or reference picture.
<u>Morph or Message</u>	The morph or message is obvious and engaging to the viewer.	The morph or message is obvious to the viewer.	The morph or message is NOT obvious to the viewer but can be understood when explained.	There is no morph or message to the artwork, or it is not understandable.

Draw 2-4 Thumbnail Sketches

A thumbnail is a small, quick drawing to work out many different ideas.

