

# Surrealism

Beginning in Europe

Popular 1924 to 1950's

Surrealism is a style in which fantastical visual imagery from the subconscious mind is used with no intention of making the work logically comprehensible.

# Surrealism

Pg 162-165 Portfolios Textbook

- **Surrealism**: A type of artwork that includes **realistic images** but **placed** in a way to make them appear **strange and dream-like**.

## **Moods:**


- Mysterious
- Humorous
- Frightening

# Techniques:

- Nighttime Scenes
- Realistic Objects
- **Unrealistic placement of objects**
- Shadows
- Use of Symbols (images that represent an idea)
- **Unreal Proportions**



NATURE MORTE VIVANTE (LIVING STILL LIFE), 1956



SLEEP, 1937











# Student Examples

















# Surrealism Magazine Collage

## Best steps:

1. Look through magazines and pick 3-6 different **“characters”** (people, animals)
2. Next find a **background** or combination of places to be a background
3. Now find 3-6 **objects** that can tie the characters together into a story.
4. Begin **cutting items** out and **arranging them** in different placements until it looks best.
5. FINALLY... begin to **GLUE the background** onto a cardstock and **add the characters and objects** in layers.

# OP ART

- OP ART: a form of **abstract art** that gives the **illusion of movement** by the precise use of **pattern and color**, or in which conflicting patterns emerge and overlap.

## Famous OP Artists:

Bridget Riley

Victor Vasarely

# Techniques:

- Artwork is either **Black and White**, OR the artist uses **warm colors** to move forward and **cool colors** which appear to recede to create the illusions.
- Perspective and careful combinations of colors.
- **Parallel lines** and **geometric shapes**



# \* OP-ART: BRIDGET RILEY





Bridget Riley, *Fragment 2/10* 1965 © Bridget Riley 2014. All








Bridget Riley, *Nataraja* 1993. © Bridget Riley 2014. All rights




Victor Vasarely





Victor Vasarely





Victor Vasarely




Victor Vasarely

# Student Examples

















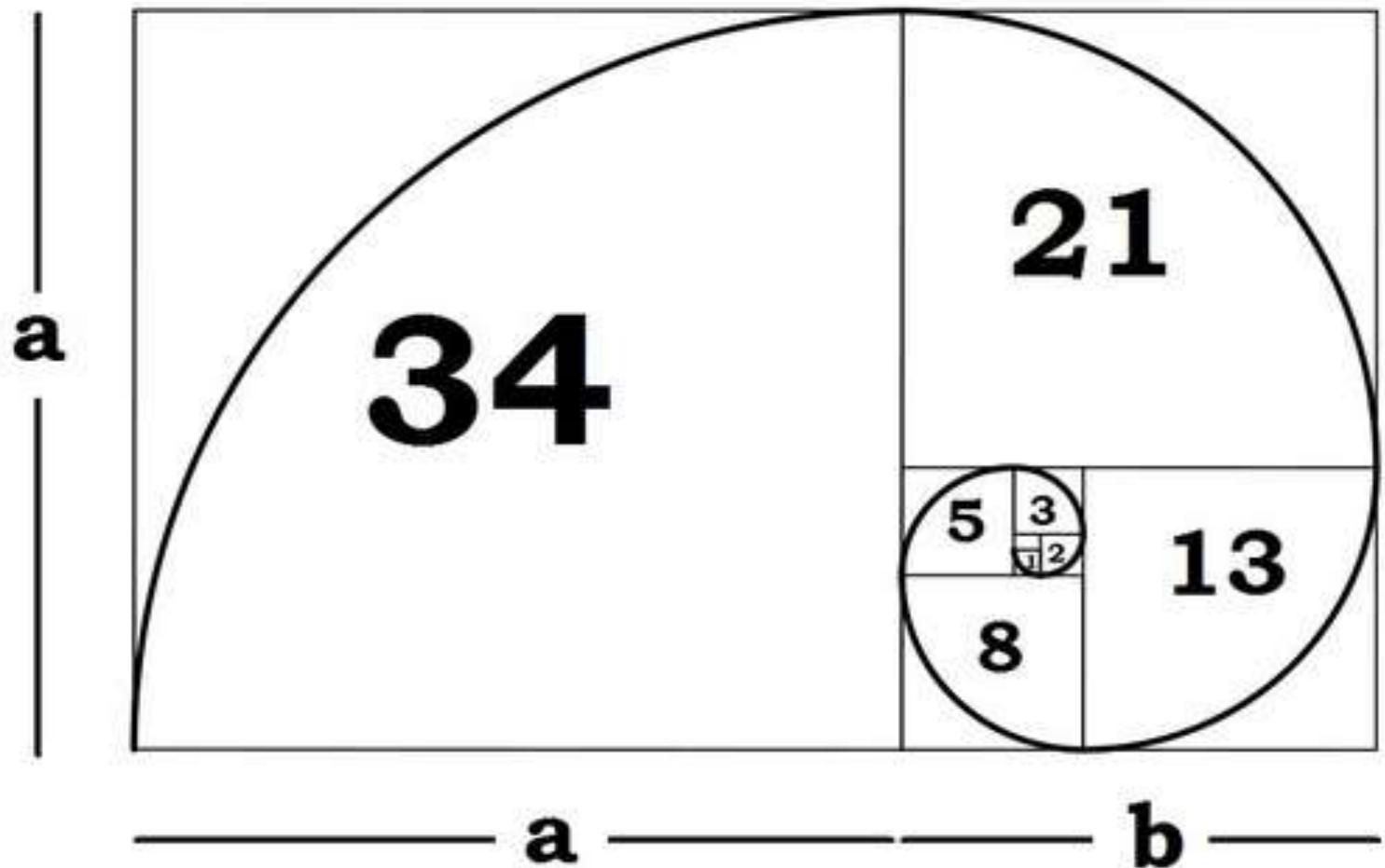
## Daily Demo: hand sewing a “plush” stuffed animal

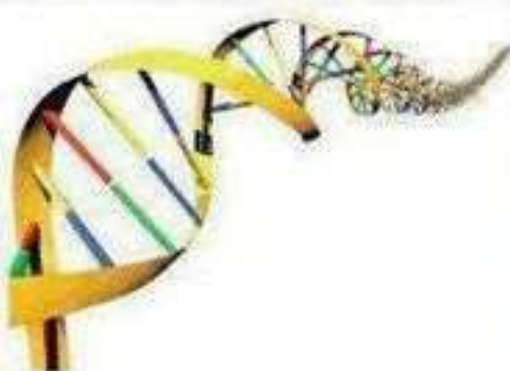
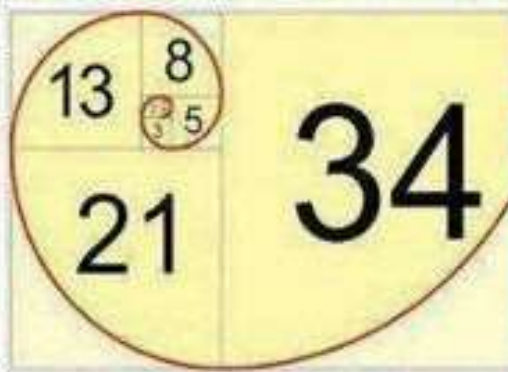



<https://youtu.be/Al2u1kHyLo>

<https://youtu.be/CTKqYcBS7AY>

The **Golden ratio** is a special number found by dividing a line into two parts so that the longer part divided by the smaller part is also equal to the whole length divided by the longer part.






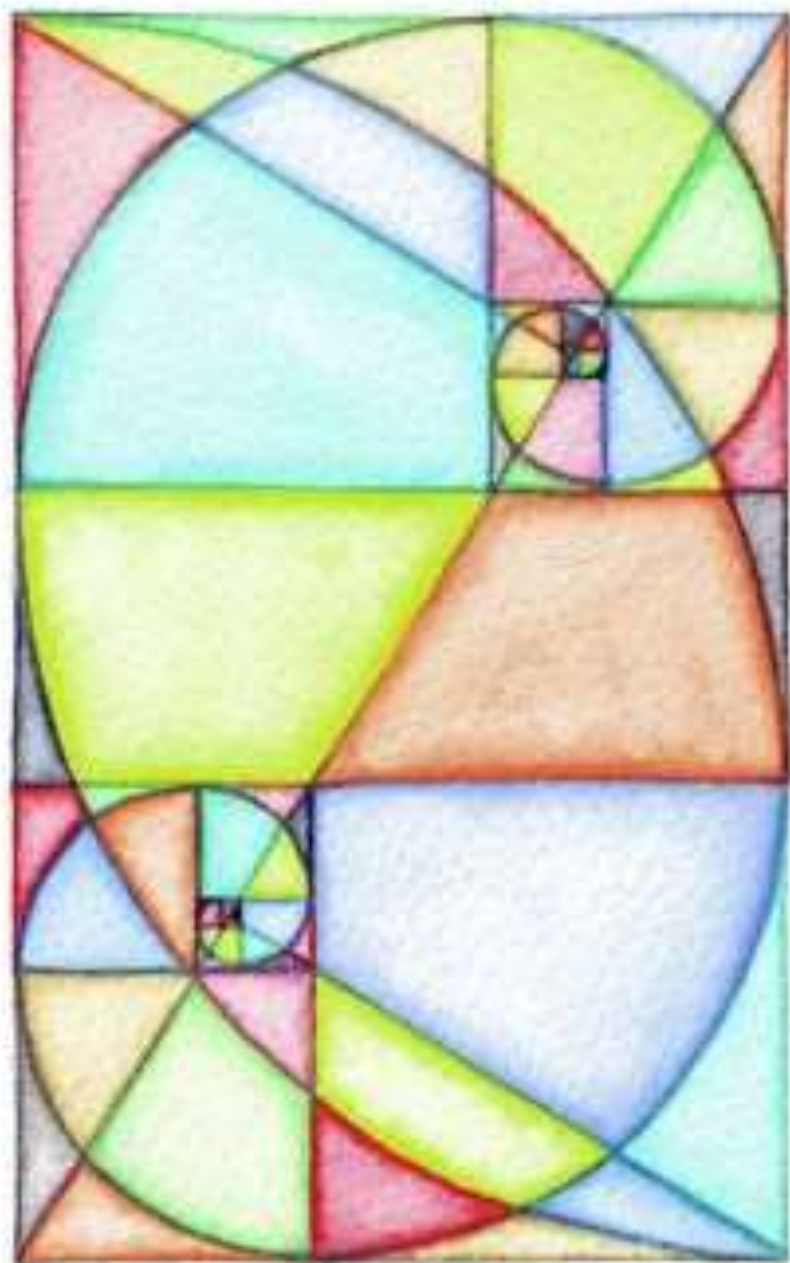
“Where there is matter, there is geometry.”

~ Johannes Kepler















# Daily Demo: Sticky Meter





**Do this demo:**

**This is the  
FIBER 15  
point project**

**Take it Further:  
~Do some of the  
techniques in the  
video to add 5  
points.**

**~Do 2 sides and  
sew together to  
make a purse/  
cell phone bag.**

## **Daily Demo: Weaving on a Cardboard Loom**



[BASIC: https://youtu.be/-ByYj5G4-Hc](https://youtu.be/-ByYj5G4-Hc)

[ADVANCED: https://youtu.be/vGSZNSBoSSA](https://youtu.be/vGSZNSBoSSA)



This is an  
example  
of a  
Painting  
Innovator  
project

## Daily Demo: Making a Stencil



<https://youtu.be/yHsojM5d5no>