

Artistic Habits Around the Room

Cynthia Gaub

Middle School "Modified T.A.B. Choice" Instructor
North Middle School
Everett, Washington

www.artectivity.com

Originally presented at the Art of Ed online conference

AOE Winter 2016 Online Conference



THE
art OF
education
CONFERENCE
National Online Conference for Art Teachers
WINTER 2016

january 30, 2016

brought to you by theartofed.com

Quick Crowd Survey

Which grade levels do you teach?

Who has heard of T.A.B. before?

Who is currently teaching in a T.A.B. classroom?

Who is teaching within the Choice Continuum?

Who already uses Studio Habits or Artistic Behaviors in their units?

About Me

- **Education:**

- BA~ The Evergreen State College
- MiT~ City University

- **Awards:**

- WAEA Middle School Teacher of the Year 2009
- PTA Teacher of the Year 2014

- **Leadership:**

- Presentations at National and State Conferences since 2006
- District technology instructor and peer mentor 2005-2010
- WAEA~ Awards Chair, Magazine Editor and Co-President
- District PLC Team Leader



Ms. Cynthia
Gaub

About My School

Built in 1981, North Middle School sits where one of the city's first schools was originally built. It is located in downtown Everett, one of the oldest (1890) cities in Western Washington, 25 miles North of Seattle.

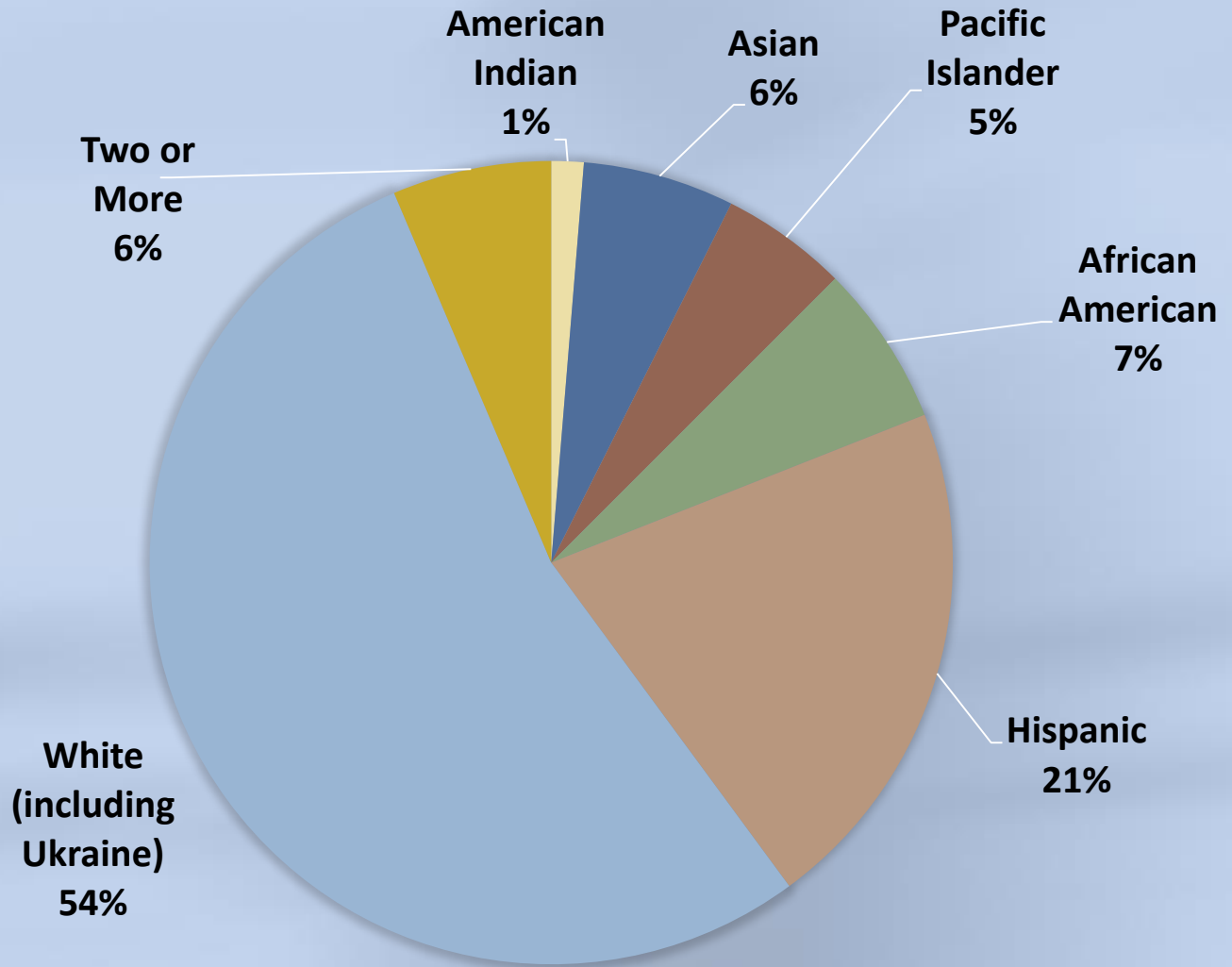
This Urban school is situated in an area of high poverty, homelessness and concentrated areas of new immigrants. Approximately 28 different Home Languages are spoken by students in our schools, English and Spanish are the 2 most common.



North Middle School
Everett, Washington

Student Population

ELL	14.4%
SPED	14.7%
Free/ Reduced Lunch	64.4%



About My Classes

Student Make-up:

- Mixed grades
- Mixed ability level, some have had art before, most not.
- Mixed SPED, ELL, Gifted and General Ed populations in the same classes.

Support:

- Admin love what I do and are supportive
- Para-Eds for some classes with high percentage of SPED or one-on-ones.

About My Classes

Time:

- Daily, 45-55 minutes depending on the schedule
- Semester or Year-long sometimes depending on the period.

Curriculum:

- “Teaching for Artistic Behavior” Modified Choice program with exploring media units and themed art units using the medium of their choices.

Teaching **FOR** Artistic Behaviors

AKA "T.A.B."
sometimes called "Choice"



Teaching for Artistic Behavior

HOME CONTACT US Search

HOME WHAT IS TAB-CHOICE? WHY TAB? TAB PRACTICE STUDIO CENTERS NEWS & EVENTS RESOURCES

TAB INSTITUTE: SUMMER 2017



Home

Teaching for Artistic Behavior (TAB) is a nationally recognized choice-based art education approach to teaching art. Developed in Massachusetts classrooms over thirty five years, and through courses and research at Massachusetts College of Art, the Teaching for Artistic Behavior concept enables students to experience the work of the artist through authentic learning opportunities and responsive teaching.

Choice-based art education regards students as artists and offers them real choices for responding to their own ideas and interests through the making of art. Choice-based art education supports multiple modes of learning and assessment for the diverse needs of students.

JOIN OUR ONLINE PROFESSIONAL LEARNING COMMUNITY

To learn more about TAB and choice-based teaching and learning visit the RESOURCES page

TAB

Teaching for Artistic Behavior (TAB) is a nationally recognized choice-based art education approach to teaching art.

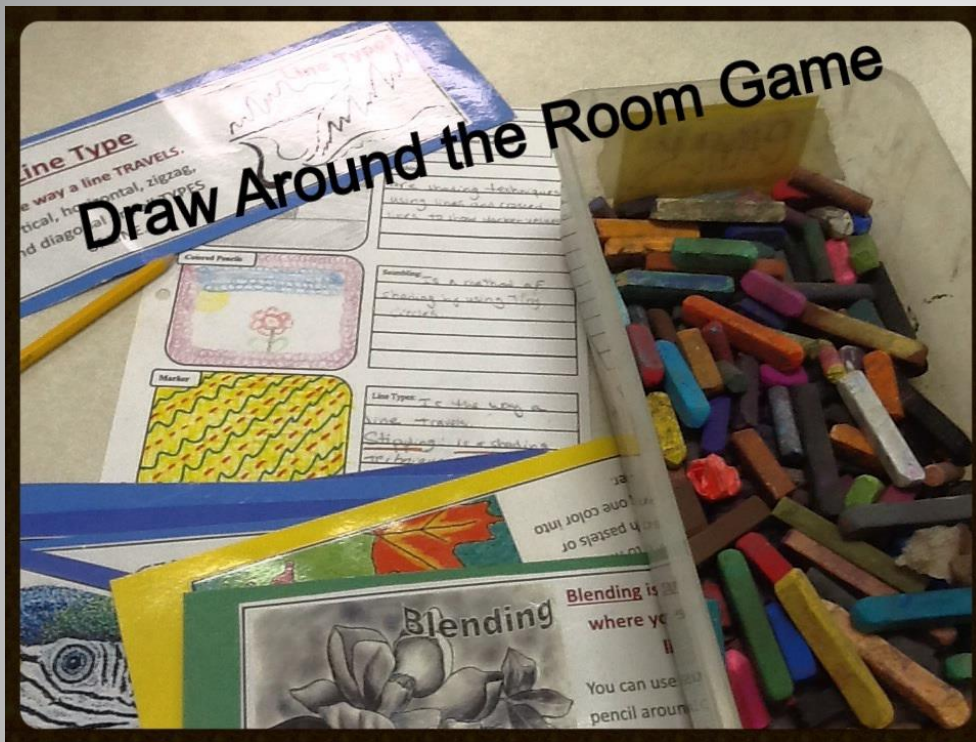
Katherine Douglas and Diane Jaquith

<http://teachingforartisticbehavior.org/>

	Media	Process	Interpretation
Limited Choice	Students make choices within a single media, like choosing which colors of paint to use.	Students make choices that apply to one process.	The teacher develops the main concept, and students add personal touches.
Moderate Choice	Students choose from a limited range of options, like choosing between three different drawing materials.	Students choose between a limited amount of processes, like deciding between printmaking or painting.	The teacher gives some parameters, like a theme or essential question, which students must work within.
Full Choice	Students choose from a wide range of options, like media-based centers or an array of supplies.	Students choose between many processes.	Students are expected to generate and develop their own ideas.

Levels of Choice (graphic by Melissa Purtee for ArtofEd)

<https://www.theartofed.com/2015/11/03/the-difference-between-tab-and-choice-and-why-it-matters/>



2012- Draw and Collage around the room

2013- Printmaking and Computer around the room

2014- Paint and Sculpture around the room

2015- Clay and **Artistic Habits around the room**

Quick EXPLORATORY introductions to media and vocabulary related to that media. Based on my 6 large tables, most are a 6 "mini-center" rotation.

"Around the Room" Games


Community Color Wheel



Ceramics
SLS Construction I

Sink
3

LAZE



Day One: Overview of the centers with a discussion about the 6 focused habits and start of Mind Maps/ Notes (short schedule)

Day Two: Quick Review then do 2-3 tables.

Day Three: Review of "answers" then wrap up with 2-3 more tables.

Day Four: Think, Pair, Share Notes Review (short Schedule) and overview of "Artists Observe" Boot Camp.

Later: Google Open Notes Quiz

Timeline

Envision: How do artists IMAGINE people, Places, and things?

Inspire &

Visualize



Express: How do artists show emotions and ideas?



USE in ART &

they show it by doing art & include the emotions & ideas.

Observe: How do artists look at things? How do they notice the around them?



Artistic Habits

Develop: How do artists learn & practice new skills?



friends

friends

magazines

RESOURCES


Persist: How do artists RISK and start over from failure?



LEARN from mistakes

Experiment: How do artists

DISCOVER new ways of doing things?



Discover,

things?

Explore, Observing

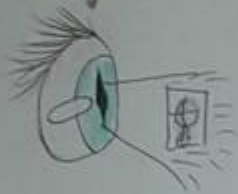
Never GIVE UP



MADE BY: Iyat Al-Aboudy



How Do Artists Imagine people places things?



Inspiration from surroundings


Visualize

Develop


How do artists learn and practice new skills?



Use different resources



Practice to get better



Explore

How do artists Discover new ways of doing things?



Go out of the box your comfort zone



Artistic Habits

Express

How do artists Show emotions and ideas?



Create what they feel

Different Colors means different moods...

Persist

How do artists take Risks Start over from failure?

at first you don't succeed, try try again

Teamwork

ask questions



Observe

How do artists Look at things?



How do they notice the world?

Draw what comes to mind when you look at an item



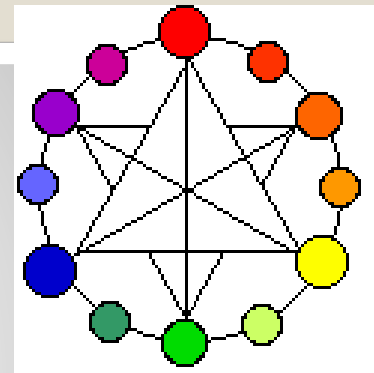
Studio Thinking 2: The Real Benefits of Visual Arts Education by Lois Hetland



<https://www.theartofed.com/2015/09/30/2-compelling-reasons-for-using-the-studio-habits-of-mind-in-your-art-room/>

- **Observe:** How do artists look at things?
- **Explore:** How do artists discover new ways of doing things?
- **Envision:** How do artists imagine people, places and things?
- **Express:** How do artists show emotions and ideas?
- **Persist:** How do artists take risks and recover from failure?
- **Develop:** How do artists learn and practice new skills?

Our Guiding Questions



Develop

Mix at least 3 new colors with watercolor paints and add to the community color wheel.



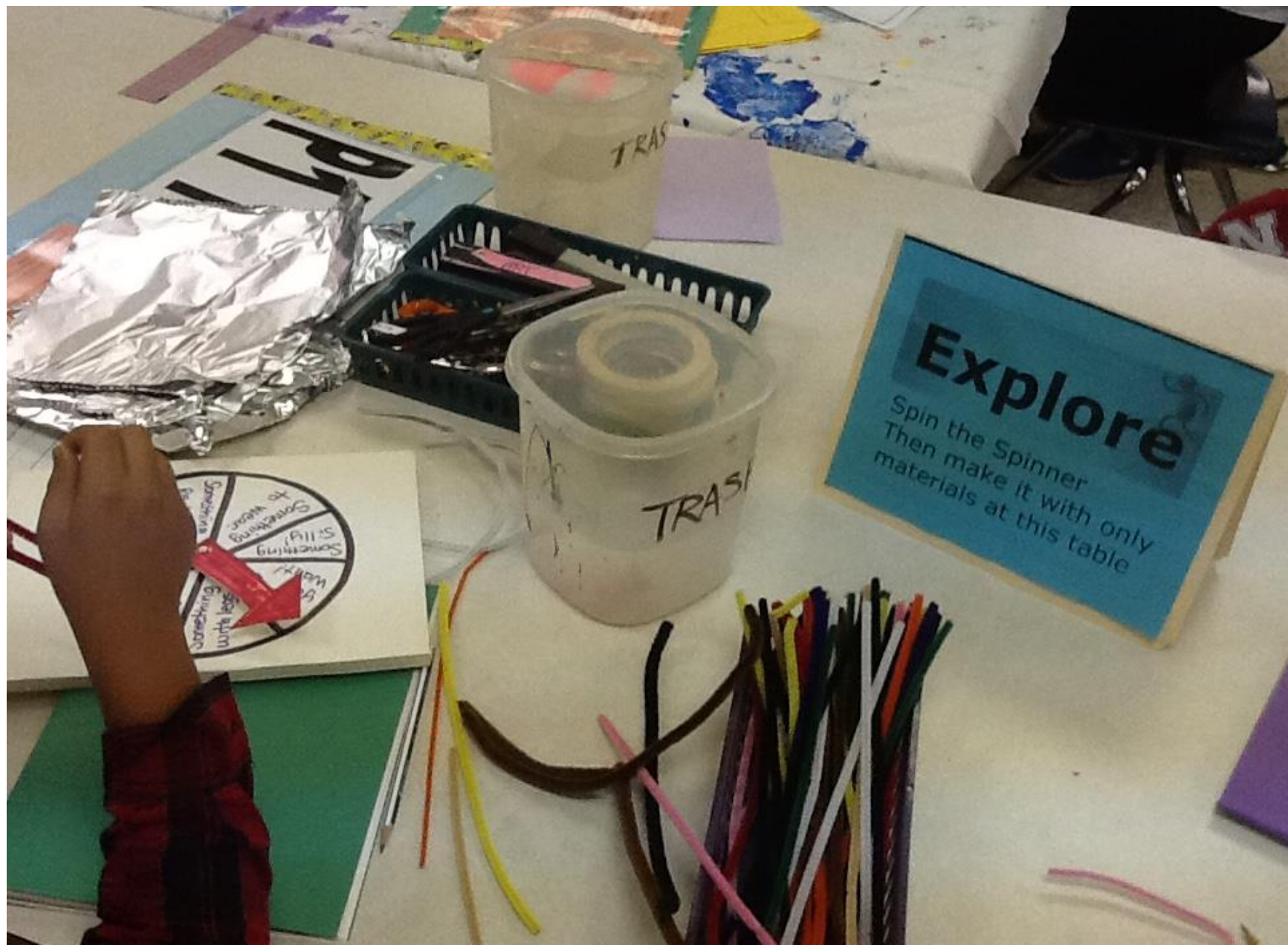
Develop


Work with a partner to
make green, orange and
purple.



Explore

Spin the Spinner! Then make a sculpture based on the prompt. Use only materials at this table.





Spinner Prompt Examples

- Something to wear
- Something to play with
- Something real
- Something weird or creepy
- Something musical
- Something that moves





Express

Pick a word prompt from the bag. Draw it with oil pastels. Return to bag.

Express Prompt Examples

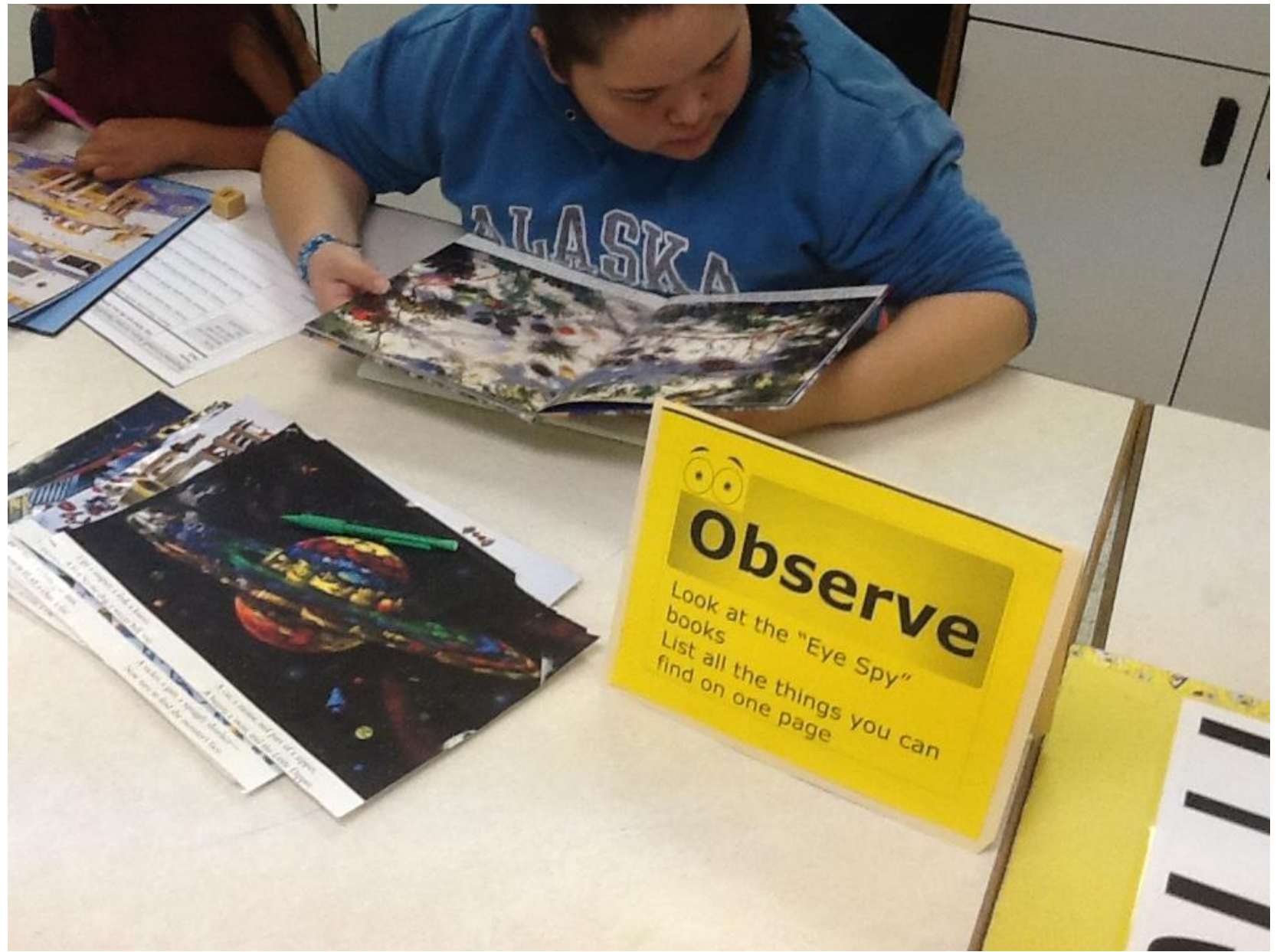
- Political
- Adventurous
- Melancholy
- Assertive
- Flowing
- Sporty
- Calming
- Mesmerizing
- Vibrant
- Swirling





Observe

Look at the “Eye Spy” books. List all the things you can find on one page. Try to draw at least one item in your sketchbook.



Observe


Look at the "Eye Spy" books
List all the things you can find on one page



Envision

Pick 2 word cards from the bag. Combine them into ONE drawing use your sketch book. Return cards to bag.





Envision Prompt Examples

- Couch Potato
- Blood Bath
- Sun Tan
- Super Man

Persist



As a group build the tallest structure you can that won't fall down. Keep trying and use all the blocks.



Artistic Habits Quiz

Your email address (07315@apps.everetsd.org) will be recorded when you submit this form. Not you? [Sign out](#)

* Required

Multiple Choice

When an artist has a drawing failure but they try again using a new plan, which artistic habit are they using? ^{1 point} *

- persist
- develop
- explore
- envision

When an artist looks carefully from different angles, which artistic habit are they using? ^{1 point} *

- persist
- explore

First, they would use observe, to get inspiration from other art and the world around them. Secondly, they would use envision, to turn that inspiration into a story for them to make art out of. Third, they would use express, to show how they were feeling while making the art. Followed by explore, they would try new skills while making their art. Next, they would use persist when they messed up, they would keep trying even when things don't go to plan. Then, they would use develop, to get better at the skills they were experimenting with. (KG-6)

Explain which order an artist would use the habits and why.

I think an artist would do it in a smart order like envision first because they need to imagine what their going to create, than develop because they need to practice and learn how to do something the way they want too, third would be explore because they need to take risks to see if they like the way the creation turned out, next would be express because they need to put emotion into their art work, at the same time their being persist by taking risks and risking failure. Finally, artist observe to see if they enjoy their creation and make sure everything turned out the way they hoped/wanted it too, and if it didn't than they can just start over. (NB-7)

Explain which order an artist would use the habits and why.

I think its best to start out with explore cause then you learn new things and then observe and just look at different things and then envision so then you envision what you want your art to be like and then you develop cause then you take the stuff you learned and apply it in your art next you express what you feel in your art and most important is to persist and keep trying even when you fail. (PS-8)

Explain which order an artist would use the habits and why.

Standards

WA State Visual Arts 1.2.1

- Analyzes and applies the skills and techniques of visual arts to create original works of arts in two and/or three dimensions.

National Core Art Standards VA: Cr1

- Students Can Generate and conceptualize artistic ideas and work.

www.artechtivity.com

www.artechtivity.com

ArTECHtivity

About

NAEA ~ WAEA Presentations

Teaching For Artistic Behavior



TAB

Art Lessons

Teacher Resources

Student Work



I think many of you know my "Around the Room" activities. This activity is a great way to introduce new mediums in a quick round robin activity. I tend to focus on learning and using new vocabulary at the same time. ...

Artistic Habits Video

Artists Observe Unit

STEAM Choice
Challenge

Printmaking
"Around the Room"

TAB

Art Lessons

Teacher Resources

Welcome

Cutting and Pasting since 1994. Engaging Creativity with Tweens since 2000.

Read more about me here.

Categories

Categories

Select Category

Search

Subscribe to Updates

Name

Email *